
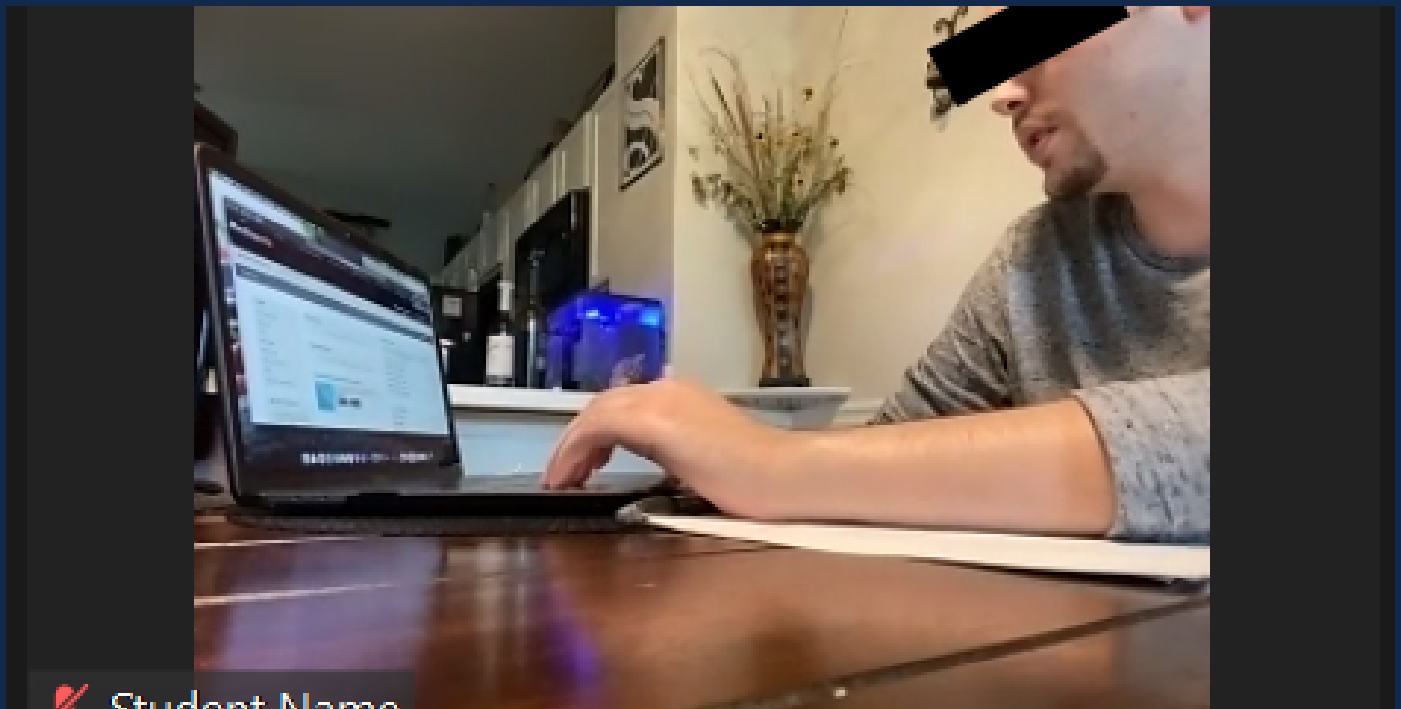


# How to Position Your Phone

## Online Exams with Zoom proctoring




Make sure your camera angle shows your face, computer screen, and work space/desk.





Find something to prop your phone against, and keep it plugged in if at all possible.





Use a power bank if you can't reach an outlet.








You may need to get creative to get the angle right.





Here's an example of an unacceptable set-up. The lighting is poor and we cannot see the student's face. The camera should never point to a light source (i.e., the window).



Here's another example of an unacceptable way to position your phone. The computer screen is not visible.

